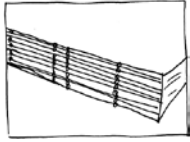


◆ Book Binding Options ◆

Hardcover Binding




Smyth Sewn Binding

Strong, flexible, durable, good lay-flat properties

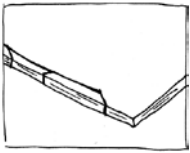
Side Sewn (Oversewn)

Very strong, cannot lie flat easily, leaves a narrow inside margin



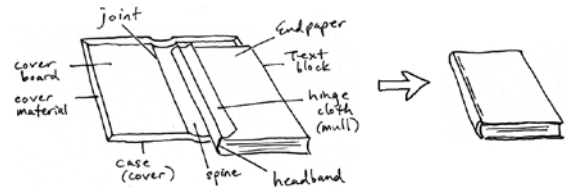
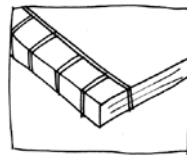
Saw-Sewn (Thesis Binding)

Not as durable, for handbinding loose pages in a hard cover



Non-Adhesive

Uses ribbon or cord, decorative, strong

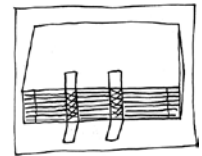


Case Binding (or Edition Binding)

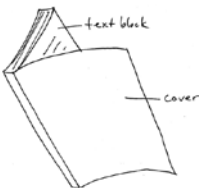
Durable, high quality, most expensive

Sew on Tapes

Durable, beautiful



Softcover Binding




Perfect Binding

Cost-effective (especially for large quantities), widely available, cannot lie flat easily, spine can crack



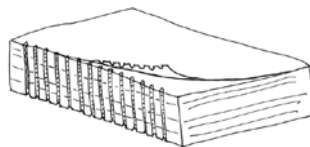
Lay-Flat

Hollow spine for flexibility, good for cookbooks or other books to be displayed open, good access to inner margin




Notched Double-Fan Adhesive

Strong, flexible



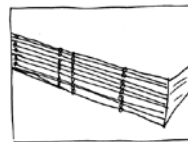
Tape Binding

Very economical for small quantities, functional, short life



Sewn Softcover

Best for very heavy coated papers, suitable for softcover coffee table books



Saddle Stitch (Pamphlet Binding)


Only for thin books or pamphlets, no spine for a title, short life



(continued over)


(continued from other side)

Mechanical Bindings




Wire-O

Opens 360°, lies flat, no spine for a title




Spiral

Opens 360°, lies flat, no spine for a title




Plastic Comb (GBC Binding)

Opens 360°, lies flat, pages can be added or removed, spine comes in many colors, title can be screen-printed or stamped on spine, can handle very thick books




Three-Ring

Pages can be added or removed, comes in many colors, title can be screen-printed or stamped on spine, cover sheet can be inserted, lies flat, inexpensive



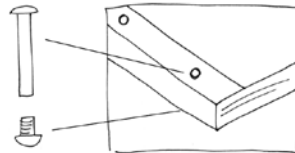
VeloBind

Will not lie flat, no spine for a title, leaves a narrow inside margin



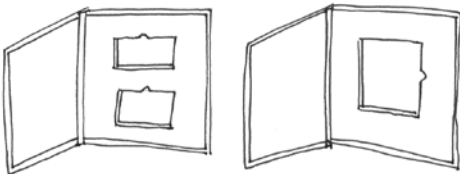
Screw Post

Pages can be added or removed, longer screws can be used as book grows, will not lie flat, leaves a narrow inside margin, best for scrapbooks or albums where expandability is needed



Multimedia

Special book cases with plastic housing in the back cover to hold various media forms



Layout Considerations

- Will the book be bound as signatures or single sheets?
- What margin size is needed at the binding edge?
- What is the trim size (final page size) around the non-binding edges?
- How thick will the book be? (due to either number of pages or weight of paper stock)

Binding Variables

- Type of binding
- Number of books
- Number of pages/signatures per book
- Trim size (dimensions of finished book)
- Weight of paper stock
- Collating/folding charges
- Cover material (leather, cloth, paper, etc.)
- Dust jackets
- Decoration (title stamping, headbands, etc.)
- Packaging/shipping charges

This information sheet was adapted from two articles by Mandy Syers of Heirloom Books, Providence, Rhode Island, which appeared in the September 2006 and January 2007 newsletters of the Association of Personal Historians. Mandy's illustrations are used here with her permission.